



Flash Report on Mobile Phone

May 2012

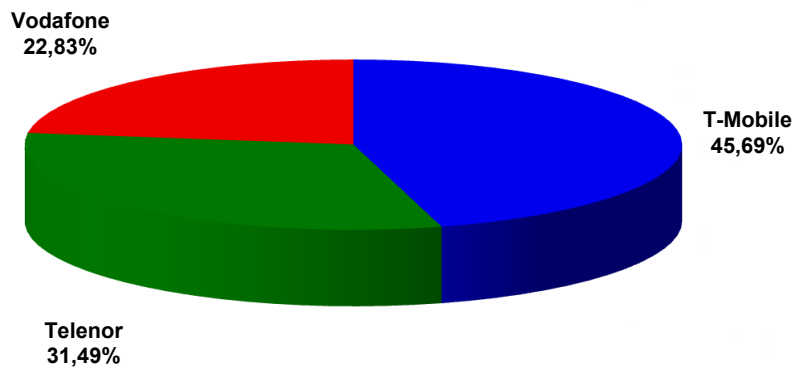
nmbh
NATIONAL MEDIA AND
INFOCOMMUNICATIONS
AUTHORITY • HUNGARY

Flash report on mobile phone, May 2012

Summary at the end of month

Total number of subscriptions (pc)	11 551 869	Total number of active mobile SIM cards
Number of subscriptions actually generating traffic (pc)	10 955 967	Total number of active SIM cards generated traffic in the previous three months
Mobile subscriptions per 100 inhabitants (pc)	116,1	Number of active SIM cards compared to the population published by the Hungarian Central Statistical Office
Change in the number of subscriptions (%)	99,62%	Compared to the previous month
	98,13%	Compared to the same month of the previous year

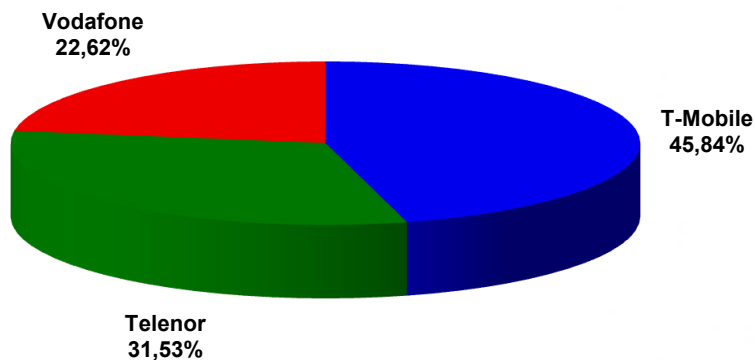
Share of mobile operators in terms of mobile subscriptions*



source: National Media and Infocommunications Authority, Hungary

*(Subscriptions of operator / Total number of subscriptions)*100

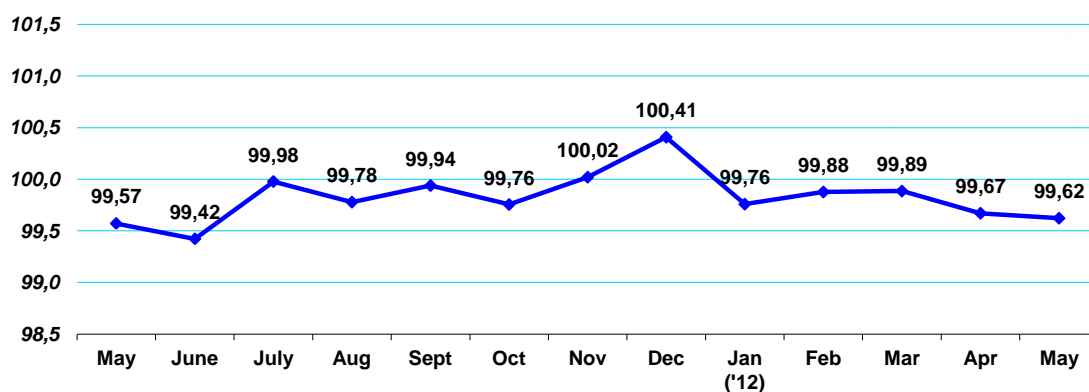
Share of mobile operators in terms of subscriptions actually generating traffic*



source: National Media and Infocommunications Authority, Hungary

*(Operator's subscriptions actually generating traffic / Total number of subscriptions actually generating traffic)*100

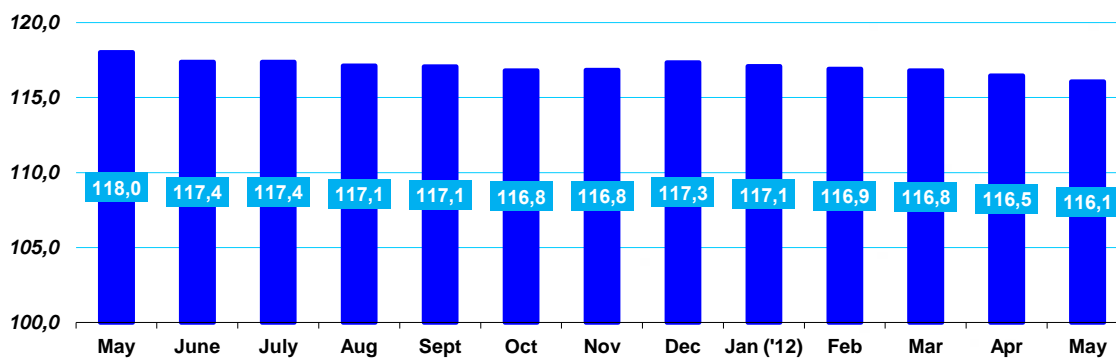
Trend of mobile subscriptions* (in proportion to the previous month)



source: National Media and Infocommunications Authority, Hungary

*(Total number of mobile subscriptions (current month) / Total number of mobile subscriptions (previous month))*100

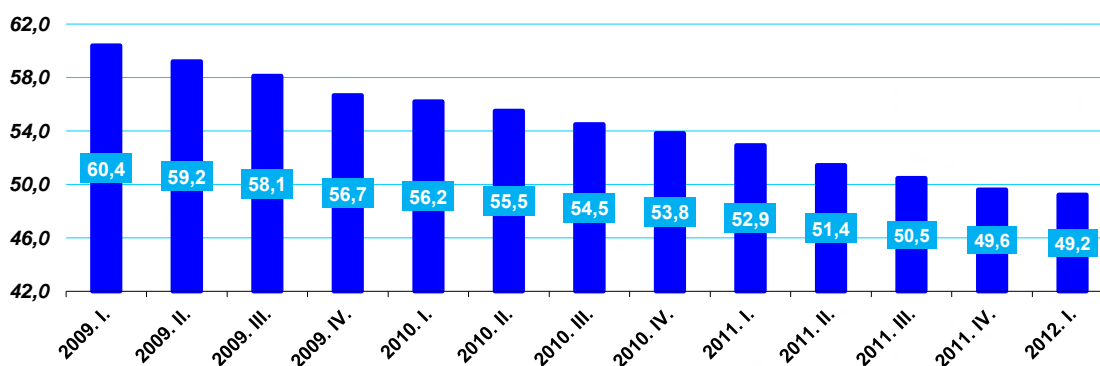
Mobile subscriptions per 100 inhabitants (end of month)*



source: National Media and Infocommunications Authority, Hungary

*(Total number of mobile subscriptions / Total population)*100

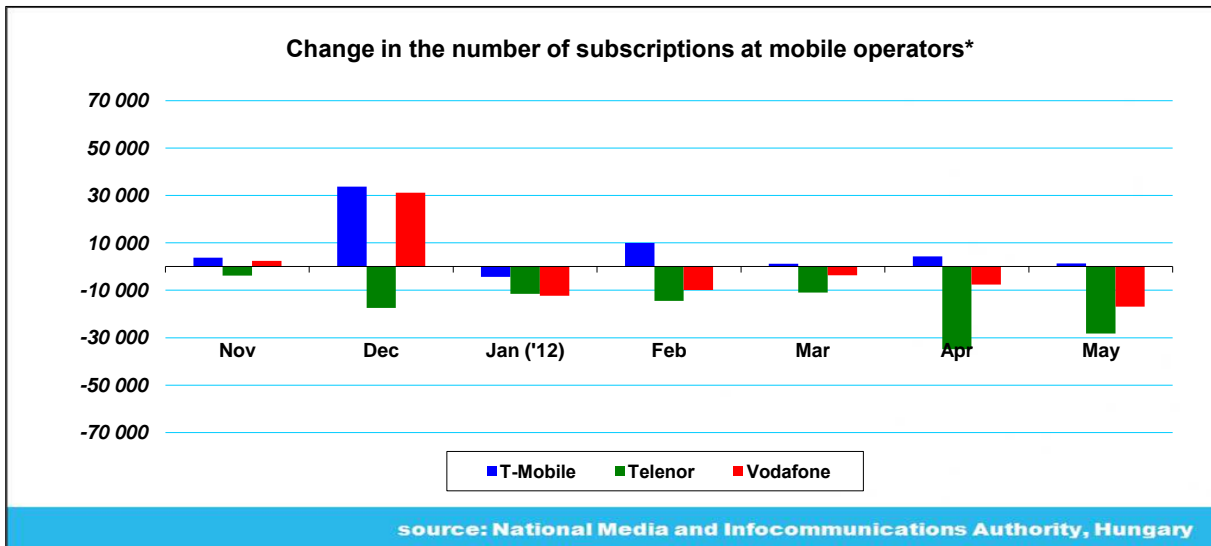
Total number of active pre-paid cards in proportion of total subscription*



source: National Media and Infocommunications Authority, Hungary

*(Total number of active pre-paid cards / Total number of subscriptions)*100

Note: Quarterly data



*Note: change includes new customers and churn together

Explanation:

Total number of subscriptions: Number of active SIM-cards, which are able to receive calls at 12 pm on the last day of the month. SIM cards, which do not generate revenue (used for the operation of the service provider) are excluded.

Number of subscriptions actually generating traffic: The figure includes the number of post-paid SIM cards and the number of pre-paid SIM cards actually originated and terminated calls, initiated SMS in the previous three months. Roaming and data services (e.g. WAP, MMS, GPRS...) are traffic generating items too.

Total population: Number of total population according to the online data base of the Hungarian Central Statistical Office.

Number of pre-paid subscriptions: Number of active pre-paid SIM cards, where the subscriber can use the services of the operator against a certain amount paid beforehand.