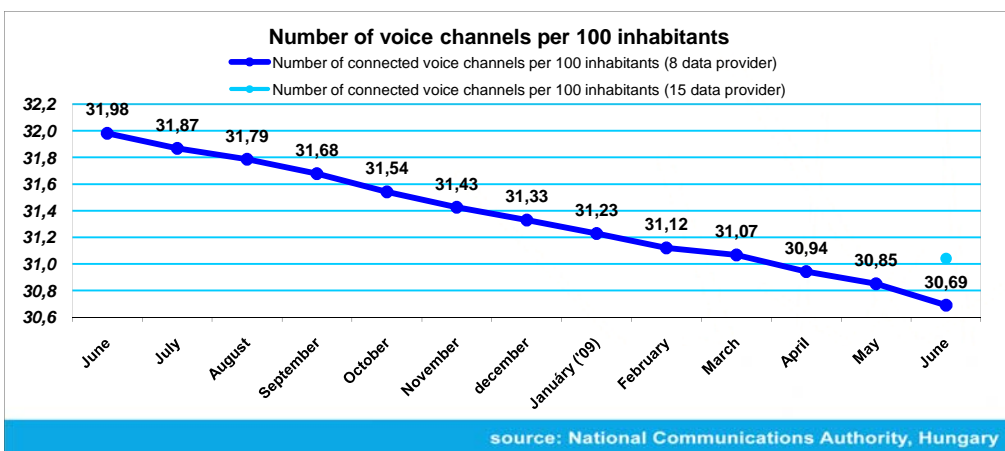


Flash report on wireline service, June 2009

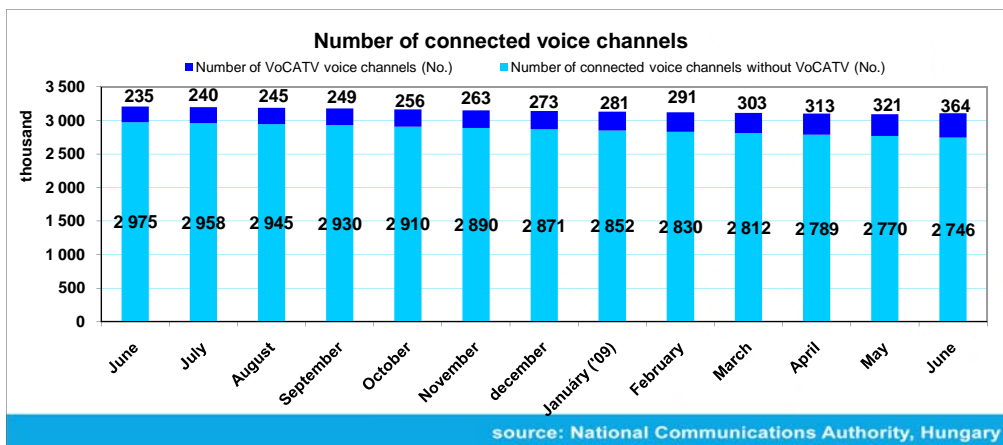
Data suppliers: Magyar Telekom Nyrt., Invitel Zrt., GTS-Datanet Kft., Invitel Telecom Kft., UPC Kft., T-Kábel Kft., Fibernet Zrt., DIGI Kft., **Starting from June 2009 the following data providers entered upon data provision: PR Telekom Zrt, Zelka. ZRt, Tarr Kft, TvNetWork NyRt, a ViDaNet Zrt, Parisat Kft., RubiCom Zrt.**

Summary data of wireline (fixed) voice service		
Total number of connected voice channels [No.]	3 110 238	Note: data relating to PSTN, VoIP and VoCATV services as well as to the so-called alternative service providers are also included.
Number of VoCATV voice channels [No.]	364 127	Note: number of voice channels implemented on cable television networks.
Number of voice channels per 100 inhabitants [No.]	31,04	Note: under the latest KSH (Central Statistics Office) data, Hungary's population is 10,020,000 persons (in May 2009).
Telephone penetration rate of households [%]	62,20%	Note: the indicator shows the ratio of residential voice channels to households. Under the latest KSH data the number of households is 3,790,900 (in June 2009).
Duration of originated calls [minute]	480 899 388	Note: the duration of calls with carrier selection is also included.
Duration of calls with carrier selection [minute]	36 937 690	
Number of customers using carrier selection [No.]	521 093	
Duration of originated calls per one voice channel [minute]	154,6	Note: the total duration of originated calls in the examined period / number of voice channels at the end of the period.
Average duration of originated calls [minute]	3,11	
Ported geographic numbers at the end of the month [No.]	405 479	Note: based on data obtained from the Central Reference Database; from January 01, 2004.
Number of broadband Internet subscriptions		
Number of xDSL lines [No.]	802 486	Based on data obtained from the above-mentioned data suppliers, covering almost 100 % of all xDSL subscriptions.
Number of subscriptions using cable modem [No.]	713 917	Based on data obtained from the above-mentioned market leader data suppliers, covering 80-85 % of all cable modem subscriptions.
Total number of fixed broadband subscriptions (estimation) [No.]	1 622 000	Estimation concerning the total market. Exact number of xDSL subscriptions and estimated number of cable modem subscriptions concerning the total market are included.




Remark: (number of connected voice channels/number of population)*100.

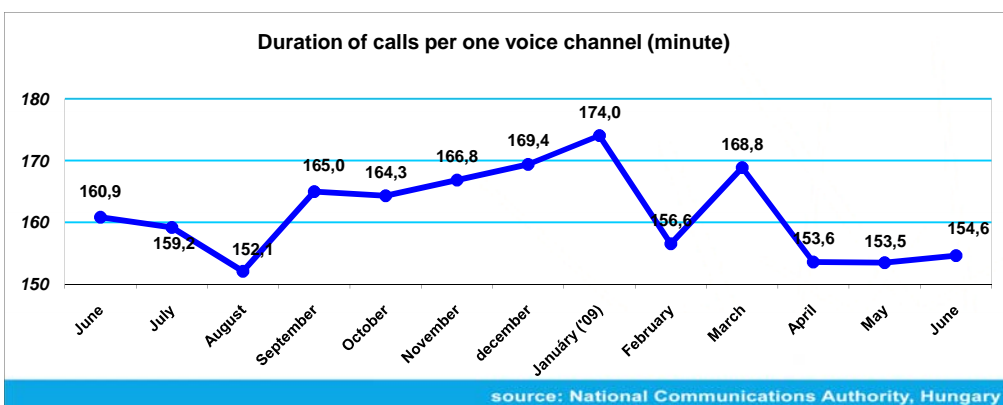
Starting from June 2009 diagram was modified due to expansion of scope of data providers.



Starting from June 2009 diagram was modified due to expansion of scope of data providers. In the case of VoCATV the new data providers increased the number of voice channels by 34,000.

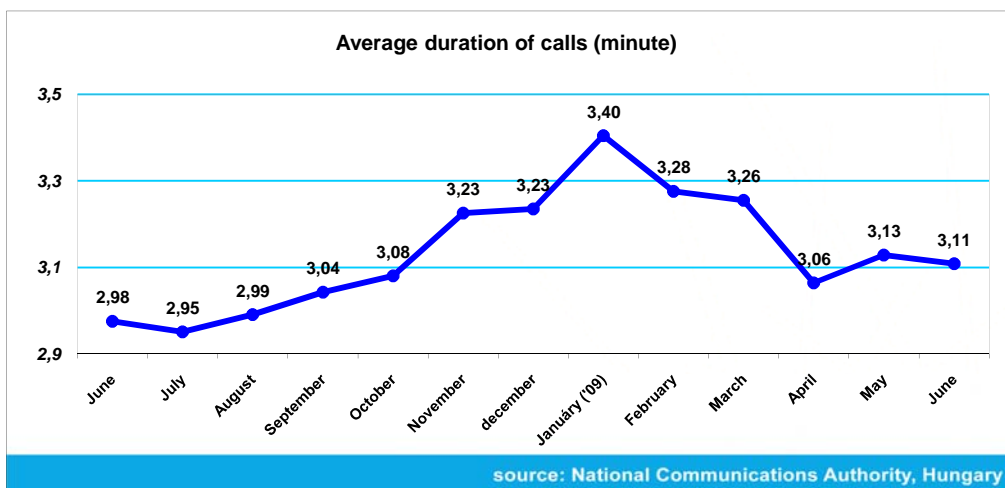


Starting from June 2009 diagram was modified due to expansion of scope of data providers. The traffic of the new data providers increased the duration of the initiated calls by 3.3 million minutes.



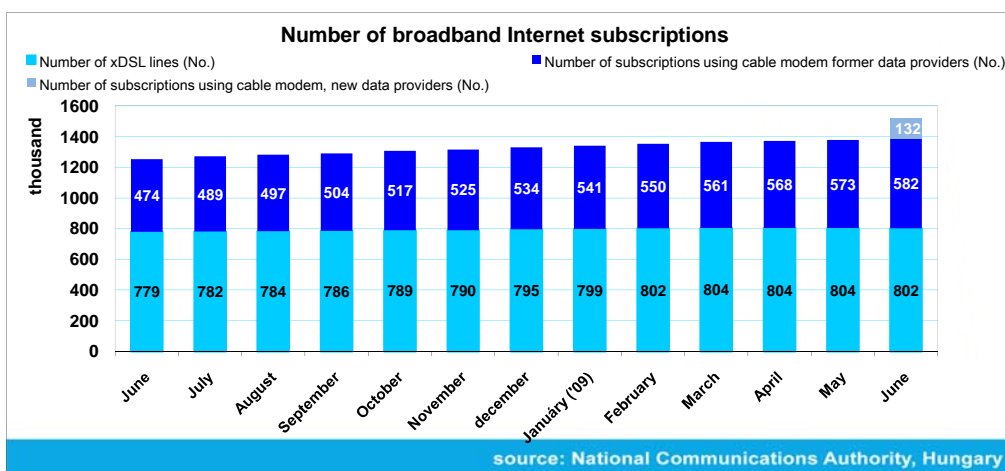
Note: the duration of originated calls / number of connected voice channels.

Starting from June 2009 diagram was modified due to expansion of scope of data providers. However, appearance of the new data providers have not modified the above diagram significantly.



Note: duration of originated calls / number of originated calls.

Starting from June 2009 diagram was modified due to expansion of scope of data providers. However, appearance of the new data providers have not modified the above diagram significantly.



Note: without other broadband technology accesses.

Starting from June 2009 diagram was modified due to expansion of scope of data providers. The number of the cable-modem subscribers of the new data providers is published separately.

Definition of terms used in the report:

<p>Number of PSTN voice channels: The number of connections suitable for voice transmission at the end of the examined period, linking the subscriber access points with the remote subscriber stages or local exchanges . The number of connected voice channels includes lines implemented with radio devices as well as with copper or optical fiber cable; the number of ISDN main lines converted to (given in) "B" channels; and lines used for service provision at public payphones. The data excludes links realized in the frame of location independent electronic communications service, mobile telephone service and voice transmission via cable television networks and IP based networks. As for ISDN access basic rate and primary rate access is taken into account with two and thirty voice channels, respectively. [number]</p>
<p>Number of VoIP voice channels: number of voice channels implemented on broadband (xDSL, fiber) networks. Subscriptions using IP based networks and possessing geographic number according to the Hungarian Plan for National Identifiers should be considered. [number]</p>
<p>Number of VoCATV voice channels: number of voice channels implemented on cable television networks. [number]</p>
<p>Total number of connected voice channels: the aggregate number of PSTN, VoIP, and VoCATV voice channels. [number]</p>
<p>Number of originated calls: Total number of calls - irrespective of calling purpose (e.g.: Internet, speech, other, etc.) - originated by the subscribers of the service provider in the given month. Traffic generated with carrier selection is also shown here. [number]</p>
<p>Duration of originated calls: Total duration of calls - irrespective of calling purpose (for example: Internet, speech, other, etc.) - originated by the subscribers of the service provider in the given month. Traffic generated with carrier selection is also shown here. [minute]</p>
<p>Number of residential voice channels: Based on the records (registration) of the service provider the number of voice channels where the subscriber is a natural person. [number]</p>
<p>Number of customers using carrier selection: Number of active customers making use of carrier preselection and call by call carrier selection. Customers who have used some type of carrier selection minimum once in the given month are to be considered as active ones. [number]</p>
<p>Duration of calls handled via carrier selection: Total duration of calls originated via carrier preselection or call by call carrier selection in the given month. [minute]</p>
<p>xDSL: Technology applied on local loops, making metallic twisted wire pairs constructed as part of the traditional fixed telephone network suitable for high speed digital data transmission. In the current domestic service offer, xDSL practically means ADSL (ADSL stands for Asymmetric Digital Subscriber Line). In the name the adjective "asymmetric" refers to a characteristic of the service according to which higher transmission rate is provided in download than in upload direction. [piece]</p>
<p>Cable modem: a modem, connected to CATV network, which is able to originate and receive digital signals within CATV network. Number of subscriptions using cable modem includes the number of subscriptions provided via LAN networks. [piece]</p>
<p>Geographic numbers: numbers used for fix telefon service. [piece]</p>
<p>The definition of market measure is based on expert estimation that refers to the NCAH's other data collections and market research information concerning the whole market.</p>