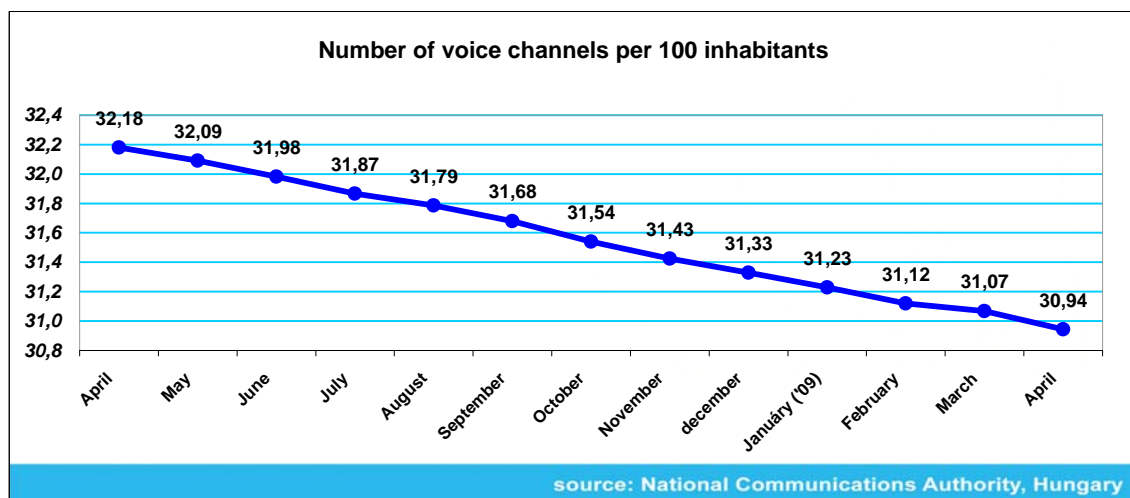


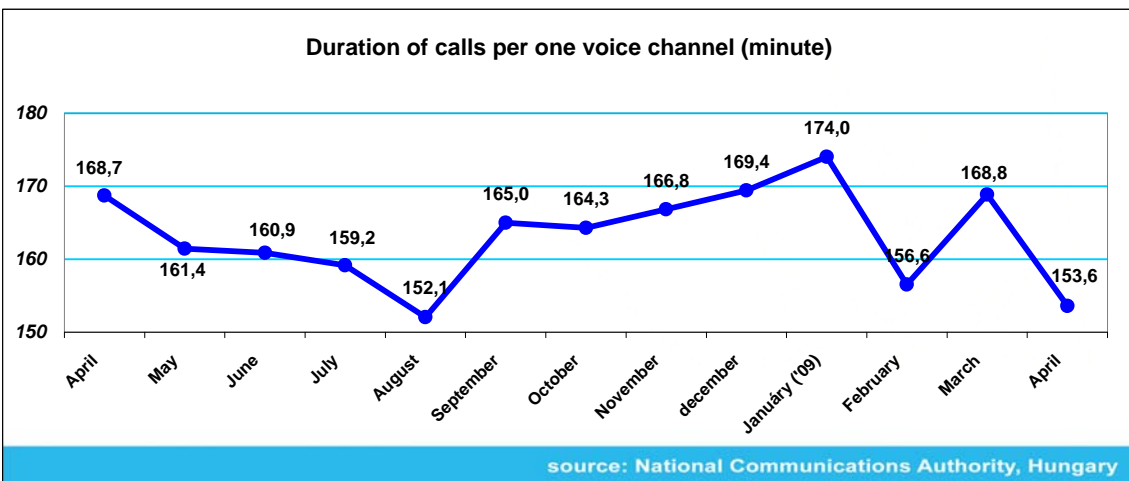
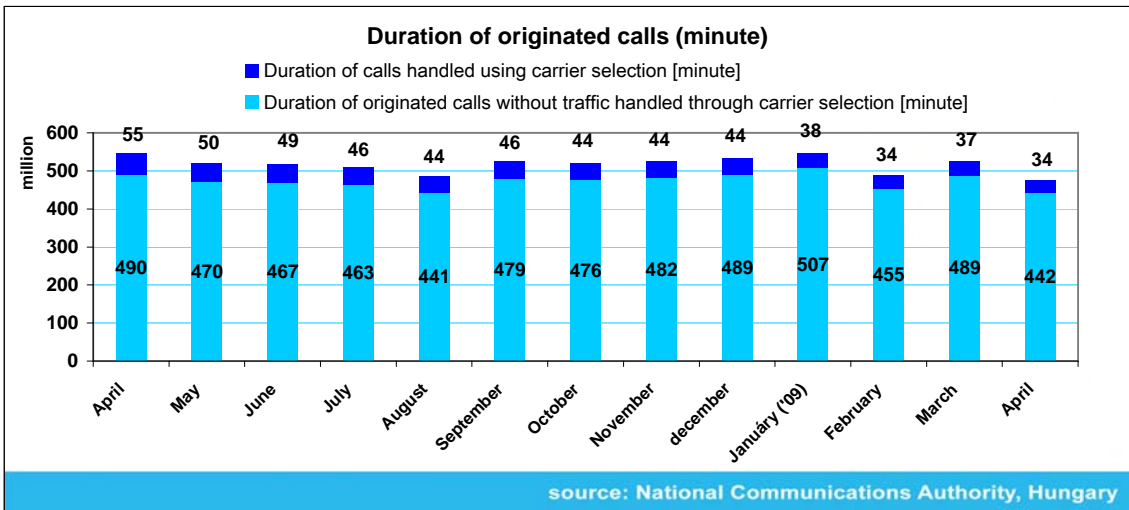
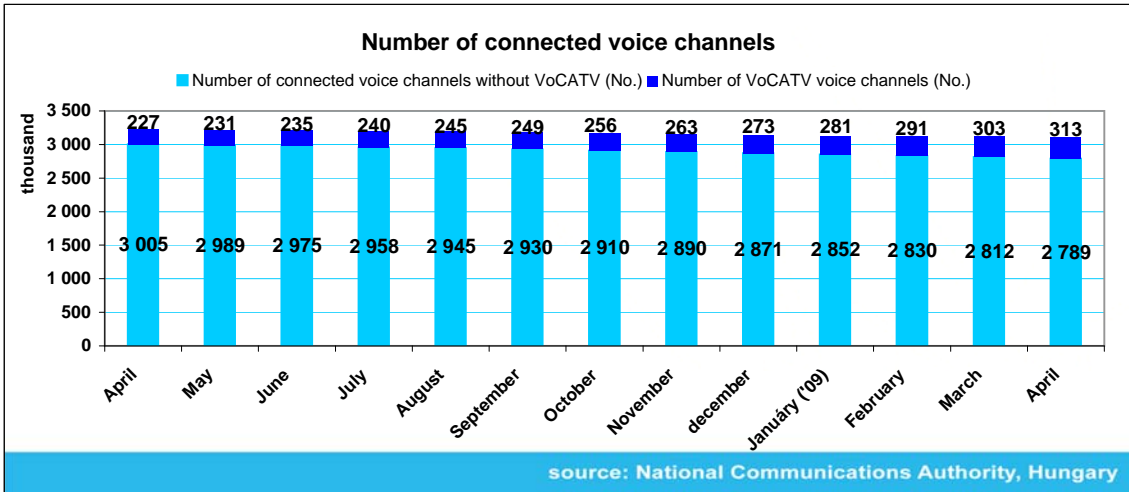
Monthly flash report on wireline service, April 2009

Data suppliers: Magyar Telekom Nyrt., Invitel Zrt., GTS-Datanet Kft., Invitel Telecom Kft., UPC Kft., T-Kábel Kft., Fibernet Zrt., DIGI Kft.

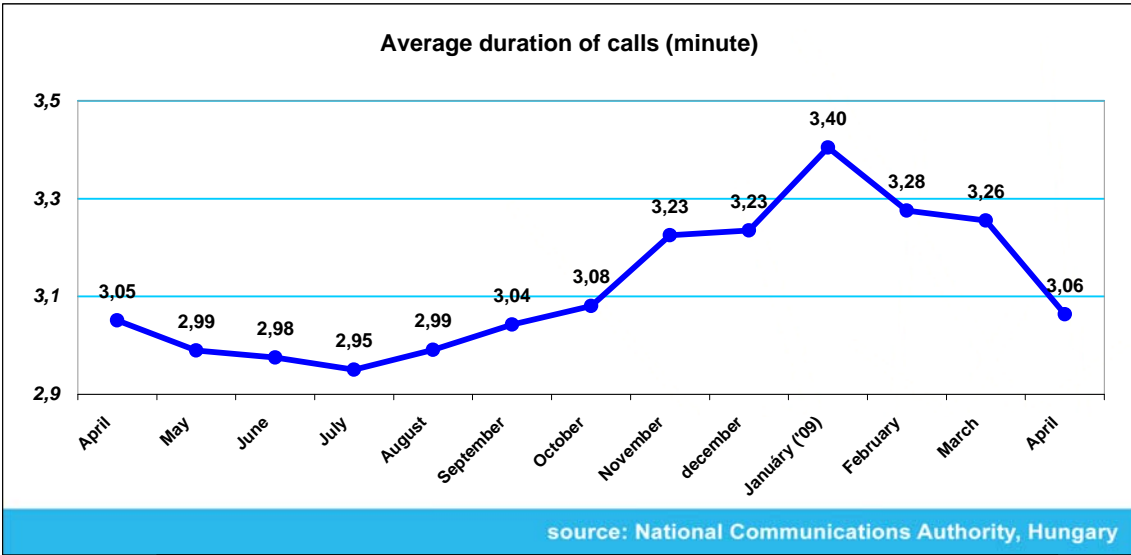
Summary data of wireline (fixed) voice service		
Total number of connected voice channels [No.]	3 102 406	Note: data relating to PSTN, VoIP and VoCATV services as well as to the so-called alternative service providers are also included.
Number of VoCATV voice channels [No.]	313 379	Note: number of voice channels implemented on cable television networks.
Number of voice channels per 100 inhabitants [No.]	30,94	Note: under the latest KSH (Central Statistics Office) data, Hungary's population is 10,026,000 persons (in February 2009).
Telephone penetration rate of households [%]	61,68%	Note: the indicator shows the ratio of residential voice channels to households. Under the latest KSH data the number of households is 3,793,900 (in March 2009).
Duration of originated calls [minute]	476 548 316	Note: the duration of calls with carrier selection is also included.
Duration of calls with carrier selection [minute]	34 200 771	
Number of customers using carrier selection [No.]	525 119	
Duration of originated calls per one voice channel [minute]	153,6	Note: the total duration of originated calls in the examined period / number of voice channels at the end of the period.
Average duration of originated calls [minute]	3,06	
Ported geographic numbers at the end of the month [No.]	381 308	Note: based on data obtained from the Central Reference Database; from January 01, 2004.
Number of broadband Internet subscriptions		
Number of xDSL lines [No.]	803 635	Based on data obtained from the above-mentioned data suppliers, covering almost 100 % of all xDSL subscriptions.
Number of subscriptions using cable modem [No.]	568 226	Based on data obtained from the above-mentioned market leader data suppliers, covering 70-75 % of all cable modem subscriptions.



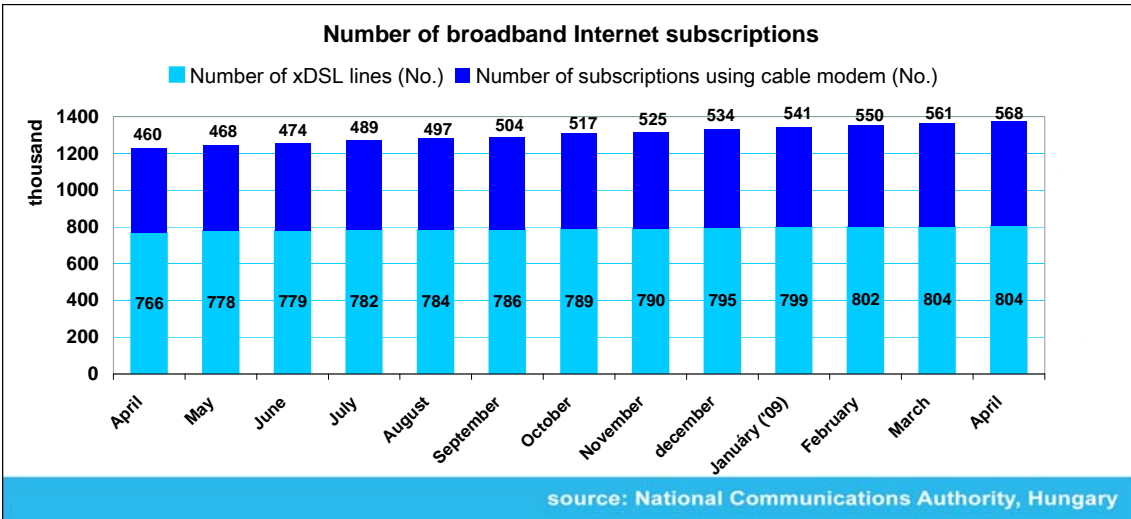
Remark: (number of connected voice channels/number of population)*100.



Note: the duration of originated calls / number of connected voice channels.



Note: duration of originated calls / number of originated calls.



Note: without other broadband technology accesses.

Definition of terms used in the report:

<p>Number of PSTN voice channels: The number of connections suitable for voice transmission at the end of the examined period, linking the subscriber access points with the remote subscriber stages or local exchanges . The number of connected voice channels includes lines implemented with radio devices as well as with copper or optical fiber cable; the number of ISDN main lines converted to (given in) "B" channels; and lines used for service provision at public payphones. The data excludes links realized in the frame of location independent electronic communications service, mobile telephone service and voice transmission via cable television networks and IP based networks. As for ISDN access basic rate and primary rate access is taken into account with two and thirty voice channels, respectively. [number]</p>
<p>Number of VoIP voice channels: number of voice channels implemented on broadband (xDSL, fiber) networks. Subscriptions using IP based networks and possessing geographic number according to the Hungarian Plan for National Identifiers should be considered. [number]</p>
<p>Number of VoCATV voice channels: number of voice channels implemented on cable television networks. [number]</p>
<p>Total number of connected voice channels: the aggregate number of PSTN, VoIP, and VoCATV voice channels. [number]</p>
<p>Number of originated calls: Total number of calls - irrespective of calling purpose (e.g.: Internet, speech, other, etc.) - originated by the subscribers of the service provider in the given month. Traffic generated with carrier selection is also shown here. [number]</p>
<p>Duration of originated calls: Total duration of calls - irrespective of calling purpose (for example: Internet, speech, other, etc.) - originated by the subscribers of the service provider in the given month. Traffic generated with carrier selection is also shown here. [minute]</p>
<p>Number of residential voice channels: Based on the records (registration) of the service provider the number of voice channels where the subscriber is a natural person. [number]</p>
<p>Number of customers using carrier selection: Number of active customers making use of carrier preselection and call by call carrier selection. Customers who have used some type of carrier selection minimum once in the given month are to be considered as active ones. [number]</p>
<p>Duration of calls handled via carrier selection: Total duration of calls originated via carrier preselection or call by call carrier selection in the given month. [minute]</p>
<p>xDSL: Technology applied on local loops, making metallic twisted wire pairs constructed as part of the traditional fixed telephone network suitable for high speed digital data transmission. In the current domestic service offer, xDSL practically means ADSL (ADSL stands for Asymmetric Digital Subscriber Line). In the name the adjective "asymmetric" refers to a characteristic of the service according to which higher transmission rate is provided in download than in upload direction. [piece]</p>
<p>Cable modem: a modem, connected to CATV network, which is able to originate and receive digital signals within CATV network. Number of subscriptions using cable modem includes the number of subscriptions provided via LAN networks. [piece]</p>
<p>Geographic numbers: numbers used for fix telephon service. [piece]</p>